



Get started!

How to login to the Aluvision app



STEP 1

Register on our website
www.aluvision.com



↑ Login here

STEP 2

Go back to the Aluvision app and click on the menu strokes



STEP 3

Log in with the same details as used on our website




STEP 4

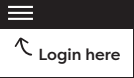
Download the interactive pdf

Get started!

How to use to the Aluvision app



Click the update button when it appears to stay up-to-date




Log in once (first time use)



Swipe to navigate



Click on 'Technical catalogue' in the right corner to navigate to the general product range



Switch between sub chapters, by clicking the product name in the right corner

Tab once to get the dropdown menu







Table of content (product overview)



Search within the full catalogue



Bookmark your favourite pages



Toggle between full screen and thumbnails